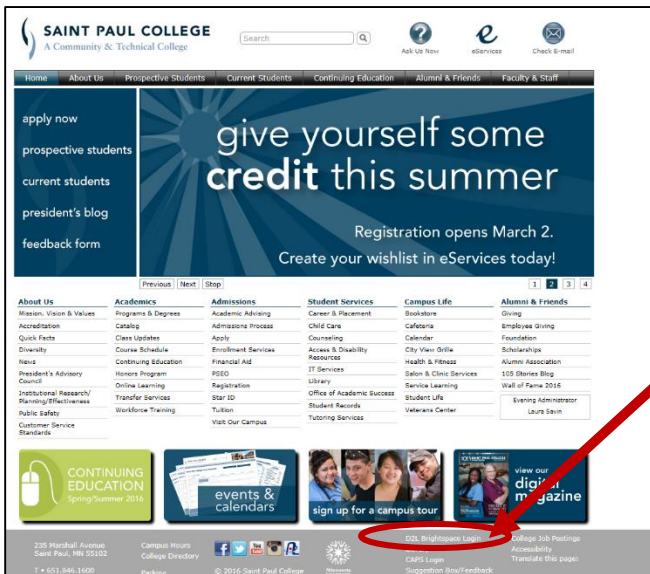


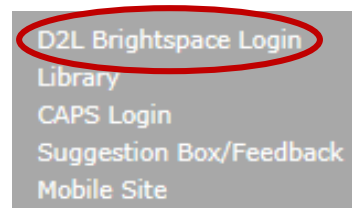
Registration instructions for Sexual Violence Prevention Training for Students course

The “Sexual Violence Prevention Training for Students” course is available through D2L Brightspace. Students will need to login to D2L Brightspace and register for the training course.

1. A link to D2L Brightspace is available at the bottom of every Saint Paul College Web page.




Click on D2L Brightspace Login

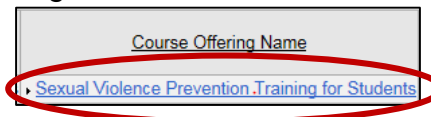


2. Type in your **StarID username**
StarID password
Then click on Login

3. To register, click on **SELF REGISTRATION** at the top of your D2L Brightspace “My Home” page



4. Click on Sexual Violence Prevention Training for Students, listed under Course Offering Name:

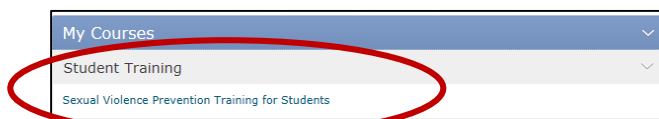


5. Click on **Register**.
6. Click on **Submit**.
7. Click on **Finish**.

8. Click on **Done**. *You have now finished registering for the course.*

9. To **access** the course, go to your D2L Brightspace “My Home” page.

Click on **Sexual Violence Prevention Training for Students** under “My Courses”



If you do not see your course, click on the arrow to the right of “My Course” to expand the list.